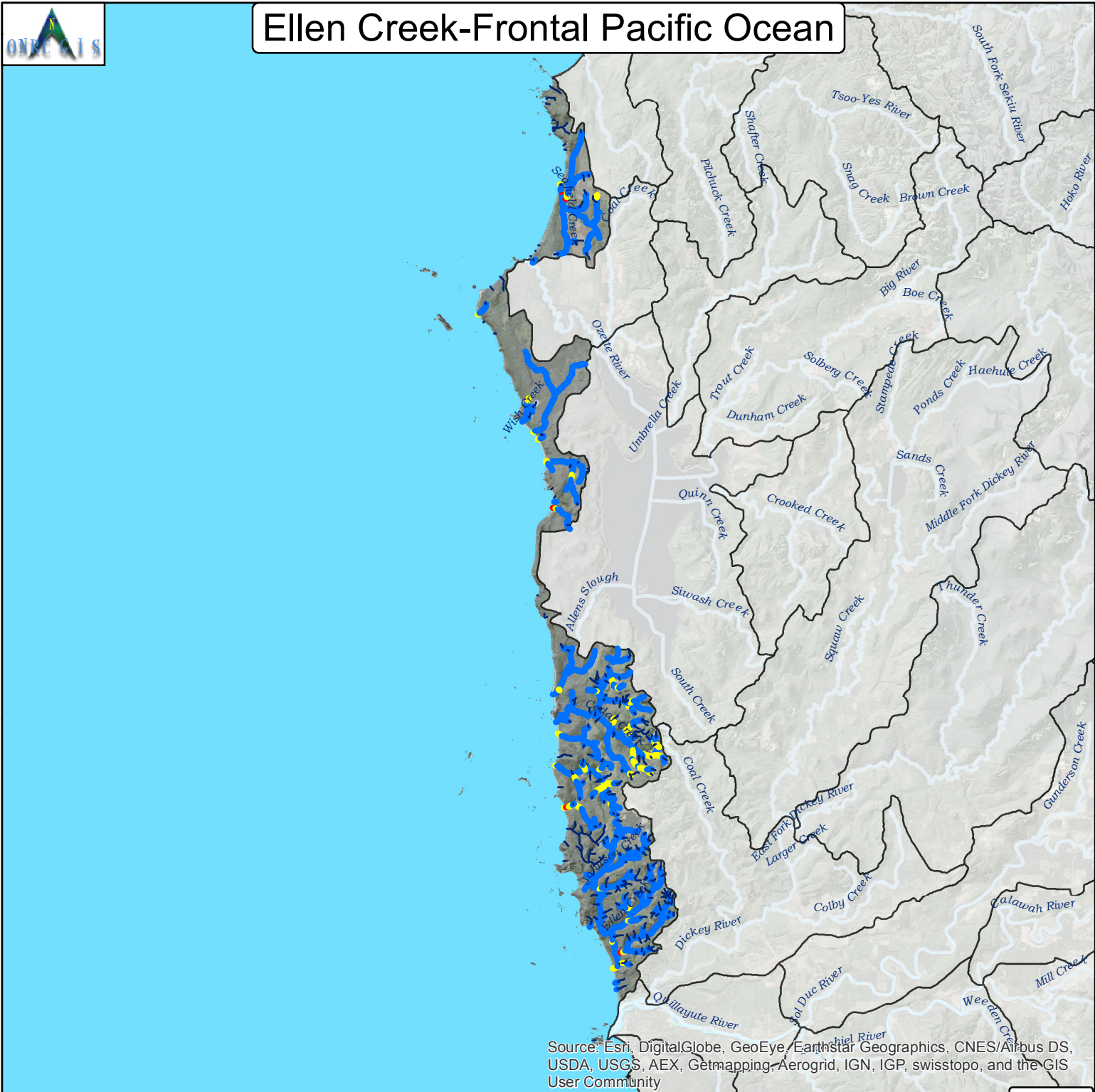
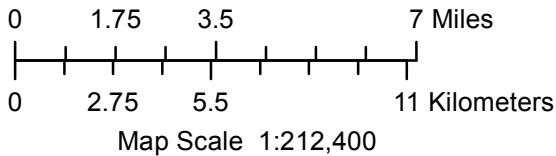




# Ellen Creek-Frontal Pacific Ocean



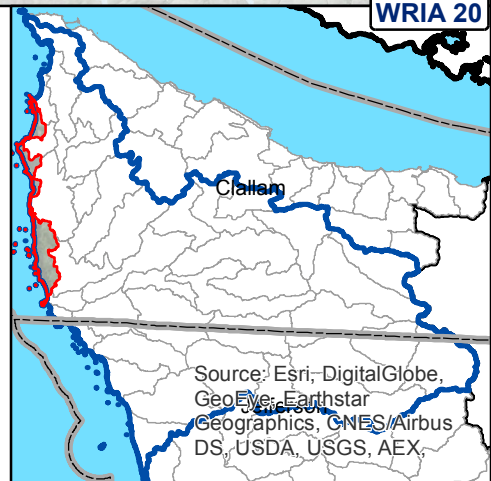
Maps By Keven Bennett  
 UW | ONRC GIS  
 11/18/2015



**Intrinsic Potential Scoring for Coho Summer Rearing Habitat**

—	0	
—	> 0 to 0.35	Low
—	> 0.35 to 0.75	Medium
—	> 0.75 to 1.00	High

**WSC | ONRC 2012**



Projection: UTM NAD83 10N Meters  
 For Detailed Documentation Go To:  
[http://www.onrc.washington.edu/MarinePrograms/IPOuterCoast/PostPhaseII\\_MapPortal.html](http://www.onrc.washington.edu/MarinePrograms/IPOuterCoast/PostPhaseII_MapPortal.html)